

# Survey on the Use of Energy in Ovens for Baking Bread in North Central Nigeria

Adamu Cornelius Smah<sup>\*</sup>, Ijabo Oga Joshua, Obeta Samuel Enyi

Department of Agricultural and Environmental Engineering, Federal University of Agriculture, Makurdi, Nigeria

## Email address:

cornyadamu@gmail.com (A. C. Smah)

<sup>\*</sup>Corresponding author

## To cite this article:

Adamu Cornelius Smah, Ijabo Oga Joshua, Obeta Samuel Enyi. Survey on the Use of Energy in Ovens for Baking Bread in North Central Nigeria. *International Journal of Energy and Power Engineering*. Vol. 10, No. 3, 2021, pp. 50-56. doi: 10.11648/j.ijepe.20211003.11

**Received:** May 24, 2021; **Accepted:** June 4, 2021; **Published:** June 21, 2021

---

**Abstract:** Bread is a staple food prepared from flour and water, usually by baking. In Africa, bread is the most consumed food, but are not mostly baked according to standards. This investigation was aimed at finding out the use of different sources of energy, temperature, and time of baking in bakeries and to determine suitable empirical parameters for the construction of dual powered automated oven for baking bread. Some major bread consuming local governments were selected in the states of Benue and Nasarawa. Gboko, Otukpo and Makurdi were the local governments selected in Benue state where 10 questionnaires were administered in each local government by direct delivery. Lafia, Akwanga and Keffi local governments' areas were selected in Nasarawa State where 10 questionnaires were also served. they were retrieved after being filled by respective respondents and the data collected were analyzed using simple descriptive statistics of frequency, percentages and ANOVA. The mean temperature was estimated to be  $179.38 \pm 19.90^\circ\text{C}$  in Benue state and  $153.13 \pm 19.90^\circ\text{C}$  in Nasarawa State. The mean time of baking was found to be  $29.06 \pm 19.90\text{min}$  in Benue state and  $27.50 \pm 1.12\text{min}$  in Nasarawa state. The temperature and time in both states are not significantly different at ( $p < 0.05$ ). The energy sources in percentage in Benue state were estimated to be 70%, 3%, 7%, 17%, 3% and 0% for wood/charcoal, gas, electricity, electricity versus gas (separated), and dual powered of electricity and gas respectively. In Nasarawa state, the sources of energy were found to be 47%, 30%, 3%, 13%, 7% and 0% for wood/charcoal, gas, electricity, electricity versus gas (separated), charcoal versus gas (separated) and dual powered of electricity and gas respectively. The mean cost of energy consumption in both states were estimated to be ₦8218.75  $\pm$  720.16 and ₦4625.00  $\pm$  720 in Benue and Nasarawa state and the cost of energy consumption are significantly different at ( $P < 0.05$ ) respectively. The results show that no bakery in both states uses dual automated oven for baking bread. A mean temperature of  $166.26 \pm 19.90^\circ\text{C}$  and mean time of  $28.28 \pm 1.12\text{minutes}$  was established for North-Central Nigeria and could stand as a standard for the construction of dual automated oven for baking bread.

**Keywords:** Survey, Baking Bread, Energy Sources, Temperature and Time, Oven, North-Central

---

## 1. Introduction

Baking is process of cooking by dry heat; it is an essential way of preparing food from raw materials. It can be used in preparing breads, biscuits, cakes, pastries, pies, cookies and crackers [1]. Baking oven is a complex simultaneous heat and mass transfer equipment commonly applied in food industries. An oven can be simply described as a thermal insulated chamber used for the heating, baking, cooking, or drying of food substances [2]. During baking, the driving force of heat transfer is the temperature gradient while that of mass diffusion is concentration difference. However, they

occur simultaneously and opposite direction within the food product from the outer part to the inner part of the food material. Heat is transferred much more effectively if the air is moving near the dough piece at a given temperature. It was reported that during baking the moisture diffusion in the food material occurs mainly by convection and conduction, less by radiation [3]. Hence, loss of moisture, reduction in product density, a change in surface colouration and a change of shape are been observed during baking. For effective baking, heat losses should be minimal. Hence many indigenous

baking ovens, made from mud, are fired by wood [4]. The shortcomings of baking are: long baking time, non-homogenous heat distribution and thermal energy losses which often results in increase of the cost of production and air pollution [4]. Ogunjobi and Ogunwole [5] reported in 2010 that increase in population, rapid urbanization, and changing food habits have resulted in the preference for ready to eat convenient foods such as bread, biscuits, and other baked products, despite the increase in their prices. Aborisade and Adewuyi [4] gave a report that it is unfortunate that many countries in Africa use the large-scale bakers which underutilizes the imported ovens, which are awfully expensive instead of small-scale or household bakers. Presently, irregular supply of electricity in some of these countries have rendered electric baking oven unproductive across all levels of operations. However, it is expected that electric power supply would improve. With the increasing availability of liquefied gas especially in Nigeria, there is a need to supplement the erratic power supply in cooking and baking operations. The development of an indigenous dual energy oven (gas and electric energy mode) to support baking in Nigeria and Africa is needful; this is to support the processing of food and its quality. Hence, this survey is aimed at determining the optimum parameters as a prelude to the use of dual powered automated rotary oven for baking bread in North Central Nigeria using Nasarawa and Benue State as a case study. Such data as the temperature generated from both gas and electric oven with the corresponding time of baking will be used as a guide to develop dual automated

oven for baking bread

## 2. Materials and Methods

### 2.1. Study Area

The study area comprised of Benue and Nasarawa in the North Central region of the Nigeria as shown in figures 1 and 2. Benue state lies in latitudes  $7^{\circ}20'N$ ,  $8^{\circ}45'$  and longitudes  $7.33^{\circ}N$ ,  $8.75^{\circ}E$  with a total land size of  $34,059\text{km}^2$  [6] and a population of 4,253,601 [7]. Nasarawa State lies on latitude  $8^{\circ}32'N$ ,  $8^{\circ}8'E$  and longitude  $8^{\circ}53'N$   $8.3^{\circ}N$  [8] with a total land size of  $28,735\text{ km}^2$  and a population of 2,679,433[7]. Three towns were selected from each state based on economic activities. The cities are the top three most populated cities in each state. Benue state comprised of Makurdi with the population of 509,797, Gboko with 500,000 and Oturkpo with 303,256 [7]. Nasarawa State comprised of Lafia with a population of 330,712, Akwanga has 113,430 and Keffi with 92,664 [7]. Ten bakeries were selected from each town to administer the questionnaires; sixty questionnaires were distributed in all the six selected cities based on population of factories and rate of bread consumption.

### 2.2. Data Collection

Guided questionnaires were distributed to popular bakeries. They were filled by the respective heads of the bakeries and were all retrieved for further analyses.

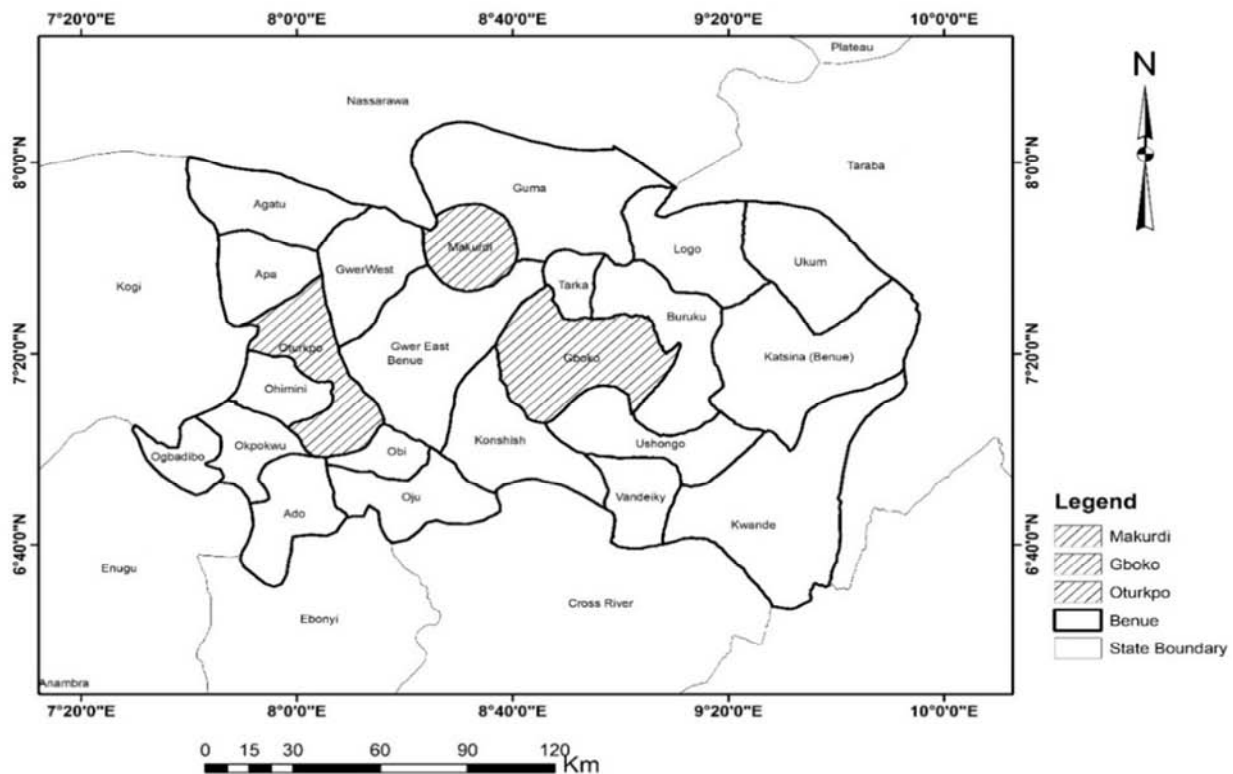
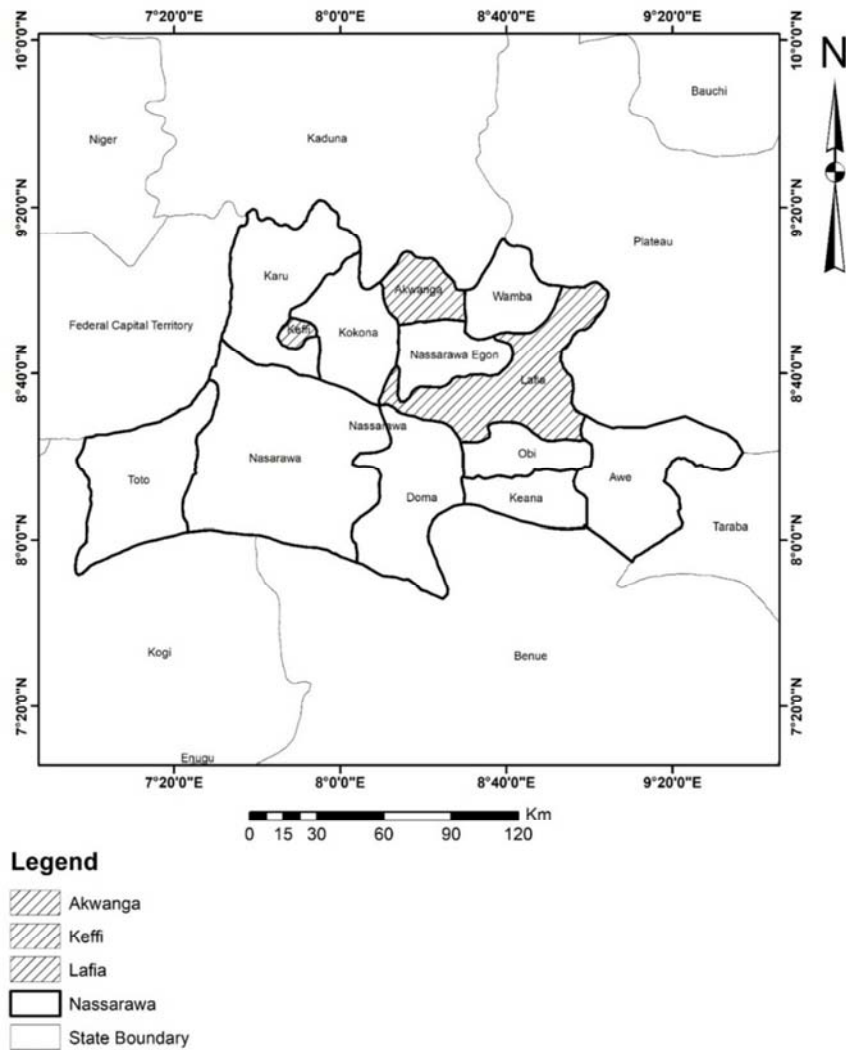


Figure 1. Map of Benue State showing the Study Area [7].

**Table 1.** List of visited Bread Bakeries in Benue State.

S/N	BAKERY	S/N	BAKERY	S/N	BAKERY
1	National daily Manners	11	Lucky star bakery	22	Ostrich bakery
2	Chinedu Company	12	Delight bakery	23	Steam fast
3	Chris Royal	13	Delightsome bakery	24	St. James bakery
4	Triune bakery	14	Universal bakery	25	Adebayo bakery
5	Normas bakery	15	Travelers' bakery	26	Top Choice bakery
6	Bisilad bakery	16	Karama bakery	27	Goodbye Quality bakery
7	Elite bakery	17	Texas bakery	28	Dexter
8	Tikos bakery	18	Sumptuous bakery	29	New life bakery
		19	Our Fathers bakery	30	St. Felix bread

**Figure 2.** Map of Nasarawa state Showing the Study Areas [8].**Table 2.** List of bread bakeries visited in Nasarawa State.

S/N	BAKERY	S/N	BAKERY	S/N	BAKERY
1	E-Three Special Bakery	12	Command bakery	22	Dadin Kowa bakery
2	Favour Bakery	13	Musa bakery	23	Vertex
3	First Land Bakery	14	Amy bakery	24	A. A Delicious bakery
4	Divine Living Special bakery	15	Abdullahi bakery	25	Mikes bakery
5	Romantic Bakery	16	Liyafa bakery	26	Ultimate bakery
6	Lace			27	Nasara bread
7	Oven Pride	17	Better Land bakery		
8	Lovers Family	18	Savannah bakery	28	Igwe E. bakery
9	Easy Bite	19	God's Promise bakery	29	Tantalizer Plc
10	Royal Special Bakery	20	St. Woja bakery	30	Ejidike bakery
11	Happy Family bakery	21	Break Fast bakery		

### 2.3. Procedure

Questionnaires were retrieved and all the indices were graded for easy analysis. At 1 to 6 scale for the energy source i.e 1=Wood/Charcoal, 2= Gas, 3= Electricity, 4= Electricity and gas (Separate), 5= Charcoal and gas (separate) 6= Dual gas and Electricity (Automated). 7= No idea. The temperature of baking was graded to scale of 1 to 4. Where 1= (51°C-150°C), 2= (151°C -250°C), 3= (251°C -350°C) and 4= No idea. The cost of baking per day was graded from 1 to 5 with 1 for a range of ₦2000-₦6000, 2= ₦6500-₦10500 3= ₦11000-₦15000, 4= ₦15, 500-₦19, 500, 5=No idea. The time of baking was graded in 1 to 4 scale at 1=10-20min, 2=21-30min, 3=31-60min, and 4= No idea. Each indices/index were

calculated using the simple percentage and was later subjected an ANOVA SPSS Version 22 to determine the mean for cost, temperature, and time in the two states. The formula for determining each index is expressed as;

$$\text{Source of Energy} = \frac{\text{Number of bakeries for specific energy source}}{\text{Total number of bakeries}} \times 100 \quad (1)$$

$$\text{Temperature} = \frac{\text{Number of specific temperature range in bakeries}}{\text{Total number of bakeries}} \times 100 \quad (2)$$

$$\text{Cost} = \frac{\text{Number of Specific cost range in a bakery}}{\text{Total number of bakeries}} \times 100 \quad (3)$$

$$\text{Time} = \frac{\text{Number of Specific time range in bakeries}}{\text{Total number of bakeries}} \times 100 \quad (4)$$

## 3. Result

Table 3. Energy Source.

S/No.	Energy	Nasarawa		Benue	
		No. of ovens	Percentage%	No. of ovens	Percentage%
1	Wood/Charcoal	14	47	24	70
2	Gas	9	30	1	3
3	Electricity	1	3	2	7
4	Electricity&Gas (Separated)	4	13	5	17
5	Charcoal & Gas (Separated)	2	7	1	3
6	DualGas&Electricity (Automated)	0	0	0	0
	TOTAL	30	100	30	100

\*\*N. I=No idea

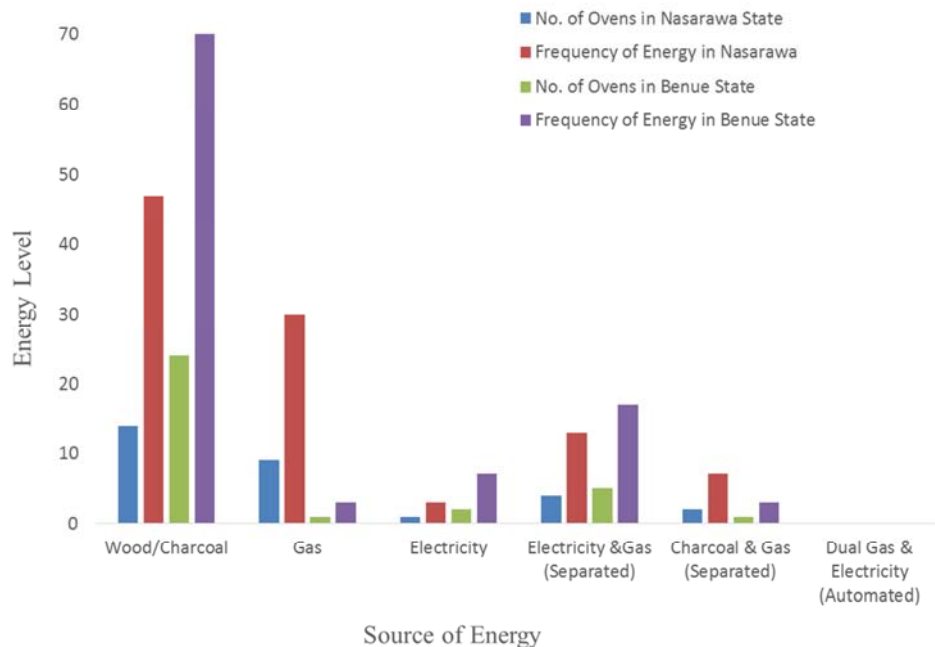


Figure 3. A bar Chat showing the Energy Consumption in Bakeries.

From Table 3. The source of energy utilization in Benue state indicates that 70% of bakeries use charcoal for baking. This agreed with the investigation by Babalola in 2013[9] where he reported that 76.7% of the sampled household uses charcoal as energy source for cooking food. Seventeen percent (17%) are powered by electricity and gas (Separated)

in the same baking premises. Seven percent (7%) of bakeries powered their bakeries only with electricity and 3% are powered using gas. None of these bakeries in Benue State are powered by dual automated oven (gas and electricity) in one compartment. Nasarawa bakeries are estimated to rank in the order of be 47% that use firewood or charcoal to carryout

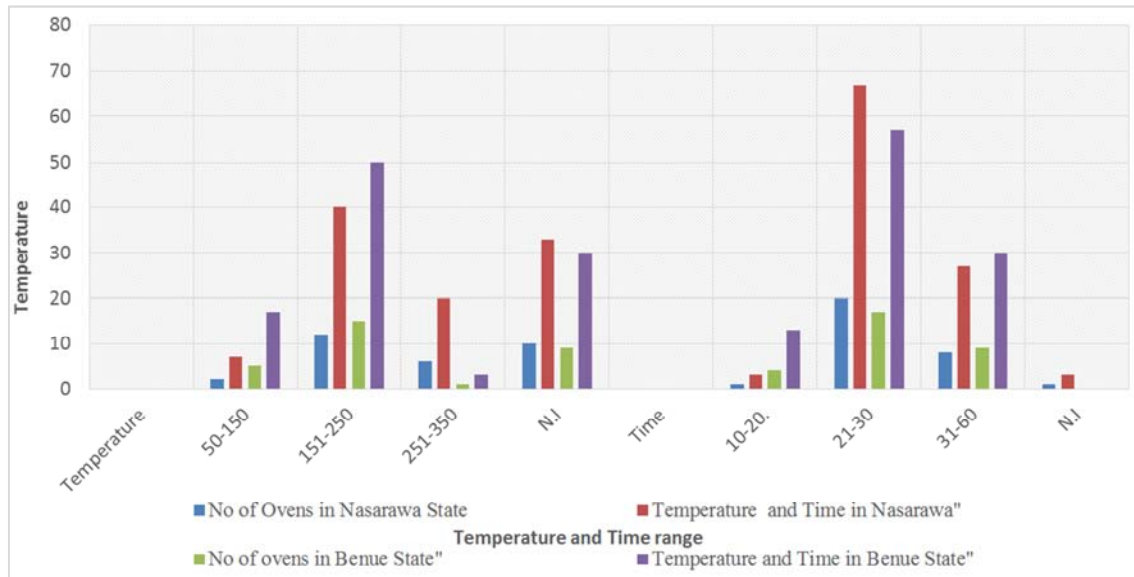
bakery activities. Ogara reported in 2011[10] from an investigation conducted that 78.23% participants in Nasarawa state were involved in charcoal production for baking and cooking. Thirty percent (30%) make use of gas, 13% use both electricity and gas at the same bakery but not in the same oven. Seven percentages (7%) make use of charcoal and gas in the same premises of the bakery. Three (3%) make use of electricity to carry out commercial bakery

activities and none of these bakeries have dual gas and electricity oven that is automated in Nasarawa State. Heat directly or indirectly from the oven fired with wood for baking usually escape, by regularly opening and closing of the oven, this could affect workers health [11]. Amy [12] reported that one in three workers in bakeries powered by fossil fuel experience a hyperthermia, kidney injuries, muscle cramp and nausea.

**Table 4.** Temperature and Time of Baking. in Nasarwa and Benue State.

S/N	Temperature	Nasarawa		Benue	
		No. of ovens	Percentage	No. of ovens	Percentage
1	50-150	2	7	5	17
2	151-250	12	40	15	50
3	251-350	6	20	1	10
4	N.I.	10	33	9	30
Time					
1	10-20.	1	3	4	13
2	21-30	20	67	17	57
3	31-60	8	27	9	30
4	N.I.	1	3	0	0

NI= No idea



**Figure 4.** A bar Chart showing The Temperature and Time of Ovens.

Table 4 above show that in Benue State, the temperature of baking, 17% of bakeries have a range of 50-150°C. 50% ranges between 151-250°C. 3% in a range of 251-350°C and 30% have no idea of controlling their baking temperature in their bakeries. Nasarawa State temperature of baking was estimated to be 7% at range of 50-150°C. 40% at a range of 151-250°C. 20% ranges between 251-350°C and 33% of bakeries in the state have no idea of estimating their temperature. Javier *et al.*, [13] reported that the optimum baking temperature is between 100-250°C. From the above result, 30% of bakers in Benue State and 33% of bakers in Nasarawa State do not have idea of their baking temperature. This could probably affect the nutritional contents, quality, and texture of the bread. Shittu *et al.*, [14] also stated that when temperature is not known, it will significantly affect

the moisture contents, nutrients, colour and hardness of the bread in bakeries. This indicates that most bread consumed in these states do not meet nutritional standards. Table 4 above indicates that the time of baking in Benue state bakeries at range of 10-20minutes is 10%, followed time range of 21-30 minutes which is at 57%. Range of 31-60minutes has 30%. In Nasarawa state the time of baking ranges within 10-20 minutes at 3%. Time range 21-30 minutes at 67% in the state. At time range of 31-60minutes the percentage was 27% and 3% of bakeries have no idea on their baking time. The recommended time stated by Bojana *et al.* [15] for nutritional bread is between 20-40minutes where most Benue and Nasarawa bakers responded to have baked their bread within the time range.

Table 5. Cost of Baking in Nasarawa and Benue.

S/No.	Cost (₦) Per day	Nasarawa		Benue	
		No. of ovens	Percentage%	No. of ovens	Percentage%
1	2,000-6,000	13	43	22	73
2	6,000-10,000	5	17	3	10
3	10,000-14,000	6	20	3	10
4	14,000-18,000	1	3	2	7
5	N.I	5	17	0	0
	TOTAL	30	100	30	100

N.I=No idea

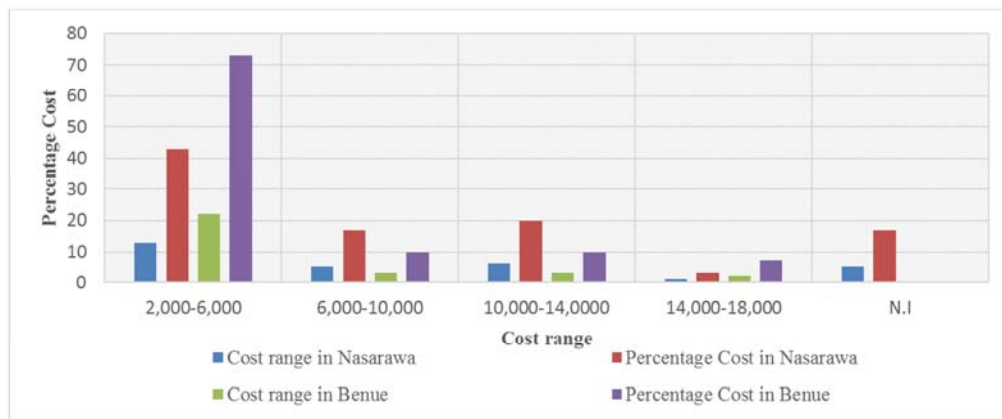


Figure 5. A bar showing the Level of Energy Consumption.

Table 5 above shows that 73% of bakeries in Benue State has cost of energy consumption range of ₦2000-₦6000 for charcoal/wood per day in Benue state. Ten percent (10%) of bakeries have cost of energy consumption within ₦6000-₦10,000 and ₦10,000-₦14,000 and these bakeries are using gas or electricity for baking, respectively. Seven percent (7%) of bakeries or ovens consumption cost is between ₦14000-₦18000 also uses gas and electricity for baking. None of all these bakeries in Benue state makes use of dual automated ovens in their bakeries in Benue state. In Nasarawa state, 43% of bakeries have cost of energy consumption range of ₦2000-₦6000, this indicates that most bakeries that fall in this price

range are of fossil fuel energy source. Seventeen percent (17%) have cost of consumption range of ₦6000-₦10000, it was found these bakeries are powered by electricity or gas. Twenty percent (20%) have cost of consumption range of ₦10,000-₦14,000 and most of these bakeries are making use of gas and electricity as energy source. 17% of bakeries in Nasarawa state do not know the estimate of their baking costs. Earnest [16] reported that high performance of bakery requires a structured energy management; the author further stated that when energy is professionally managed, it helps bread companies to keep cost down and stay competitive.

Table 6. ANOVA Table of Cost, Temperature and Time.

Variable	Location		Significance
	Nasarawa Mean± SE	Benue Mean± SE	
Cost of Energy (₦)	4625.00 ±720.16 <sup>a</sup>	8218.75 ±720.16 <sup>b</sup>	**
Temperature (°C)	153.13±19.90 <sup>a</sup>	179.38±19.90 <sup>a</sup>	NS
Time (minutes)	27.50±1.12 <sup>a</sup>	29.06±1.12 <sup>a</sup>	NS

<sup>ab</sup> Means on the same row bearing different superscripts are significantly different ( $P < 0.05$ )

\*\* Significant at 95%

NS-Not significant

SE-Standard error of mean

Table 6 shows that the mean cost of energy consumption in a day is significantly different. Benue and Nasarawa State are having a mean of ₦8218.75±720.16 and ₦4625.00±720.16 respectively. Benue State has the maximum energy consumption, which is almost twice the energy consumption of Nasarawa state as shown in Table 6. The mean temperature and time are not significantly different 153.13±19.90°C and 179.38±19.90°C at time of 27.50±1.12min and 29.06±1.12min in Nasarawa and Benue

state, respectively. The temperature and time are within the acceptable range for baking of 100-250°C and 25-40 minutes according to Javier *et al.*, and Bojana *et al.*, respectively.

## 4. Challenges

The following five challenges were encountered during the investigation and need be taken up by the statutory bodies.

a) Many bakeries visited refused to disclose any



information as regarding their bakeries.

- b) Some bakeries have no signposts or names of their company and some are at hidden locations
- c) Many bakeries are not registered with National Agency for Food and Drug Administration and Control
- d) The weight of bread in bakeries visited varies a lot and, so it was difficult to determine a specific or range of weights for analysis.
- e) The sanitary conditions for most bakeries are extremely poor

## 5. Conclusion

The aim of this investigation was to find out the cost of energy, temperature, and time involved in bakeries for baking bread in the north central Nigeria and to find out if dual powered automated (Gas and electrical) bread baking is in use in the North Central Nigeria. From investigation it is advisable that energy management should be prioritized in the region for effective baking. A universal standard average temperature of  $166.26 \pm 19.90^\circ\text{C}$  and a Standard average time of  $28.28 \pm 1.12$  minutes should be established. Investigation also revealed that there are some bakeries that have electrical baking oven but are not automated and some have gas oven and not automated. Having estimated the time of baking, and the temperature range from the survey, these ideas have been a standard in developing an automated bread baking oven having electricity as a major source of energy and gas as a backup energy for baking bread.

## 6. Recommendations

Dual powered automated oven should be researched and developed to the point of usage in our homes and industries; it should be used in bakeries to enable the production of healthy and nutritious breads for consumption in Nigeria.

The cost of energy consumption and energy utilization should be emphasized to bakeries in the region, especially Benue State to reduce the energy use throughout bakery operations.

National Agency for Food and Drug Administration and Control and Standard Organization of Nigeria should ensure proper monitoring of bread companies to control quality and standards.

Sensitization on the importance of accurate temperature and time should be emphasized by State Ministry of Commerce and Industry in other to carry out accurate baking.

Government should utilize the natural gas in the country by connecting pipelines to households and industries to enable them carry out baking, thereby reducing the use of woods/charcoals which cause deforestation

## References

- [1] Armando Manhiça, Fabião/ Lucas, Carlos/ Richards, Tobias (2012): Wood consumption and analysis of the bread baking process in wood-fired bakery oven. *Applied Thermal Engineering*, Volume 47,5 December 2012, P. 63-72.
- [2] Komlaga G. A, Glover-Amengor M., Dziedzoave N. T. Hagan L. L., (2012). Consumer acceptability of wheat cassava composite bread, *World Rur. Observatory*, p. 78-81.
- [3] Basil E., Bessant J (2014) "Development and Application of a Uniform Testing procedure for ovens, Pacific Gas and Electric" Company Department of Research and Development Report, 2014, 4, p. 10-25.
- [4] Aborisade D. O., Adewuyi P. A. (2014). Evaluation of PID Tuning Methods on Direct Gas Fire Oven, *International Journal of Engineering Research and Applications*, p. 1-9.
- [5] Ogunjobi M. A., Ogunwole S. O. (2010). Physiochemical and sensory properties of cassava flour biscuits supplemented with cashew apple powder, *Journal of Food Technology*. p. 24-29.
- [6] NBS (National Bureau of Statistics) (2016). [www.google.com](http://www.google.com). Retrieved 15th August 2020.
- [7] NPC (National Population Commission of Nigeria) (2016). [www.wikipedia.com](http://www.wikipedia.com). Retrieved 12th August 2020.
- [8] NAGIS (Nasarawa Geographical Information System) (2012). [www.wikipedia.com](http://www.wikipedia.com) Retrieved 11th July 2020.
- [9] Babalola Folarin, Opii Egbe Emmanuel (2015) "Charcoal Versus other Domestic cooking fuel: Survey of factors influencing consumption in selected households of Benue state. Nigeria. *International Journal of Organic Agriculture Research and Development Volume 6* (Sep. 2012).
- [10] Ogara Janet Isaac (2011) "Preliminary Studies on Charcoal Production and Producers Knowledge of Environment Hazard in Nasarawa State.
- [11] ILO (International Labour Organization) (2011) "Encyclopedia of Occupational Health and Safety" [www.google.com](http://www.google.com) Retrieved 12th August, 2020.
- [12] Amy North (2018) "Bakers at Risk for Heat Related Health Problem" *British Bakers*, 2018.
- [13] Javier Martinez-Monzo, P. Garcia-Segoria, Jose Albors (2013) "Trends and Innovation in bread, bakery and Pastry. *Journal of Culinary Science and Technology*.
- [14] Shittu. Taofeek A. O Raji and L. O Sani (2007) "Bread from Composite cassava wheat flour effect of baking time and temperature on some physical properties. *Journal of Food Research International* 40 (2007) 280-290.
- [15] Bojana. M. Šarić\*, Nataša M. Nedeljković, Olivera D. Šimurina, Mladenka V. Pestorić, Jovana J. Kos, Anamarija I. Mandić, Marijana B. Sakač, Ljubiša Č. Šarić, Đorđe B. Psodorov, Aleksandra Č. Mišan (2014) "The influence of baking time and temperature on characteristics of gluten free cookies enriched with blueberry pomade". *Food and Feed Research. Journal of the Institute of Food Technology in Novi Sad*.
- [16] Earnest Orlando Lawrence (2012) "Energy efficiency improvement and cost savings opportunities for the bakery industry. US Department of Energy office of Scientific and Technical Information. United States Environmental Protection Agency 2012.